

# **FY11 PRSD SCHOOL BUDGET**

---

**KEEPING HOPE ALIVE!!!!**

**WHAT KIND OF SCHOOLS DO OUR  
COMMUNITIES WANT?**

January 26,2010

**We Must Remain Flexible to Accommodate the Communities' Wishes for their Schools and Until State Aid is Confirmed!**


**Level Service  
\$35,447,598**



**Level Funded  
\$32,647,598**



**\$1M Below Level  
Funded  
\$31,642,795**



**\$2M Below Level  
Funded  
\$30,647,598**



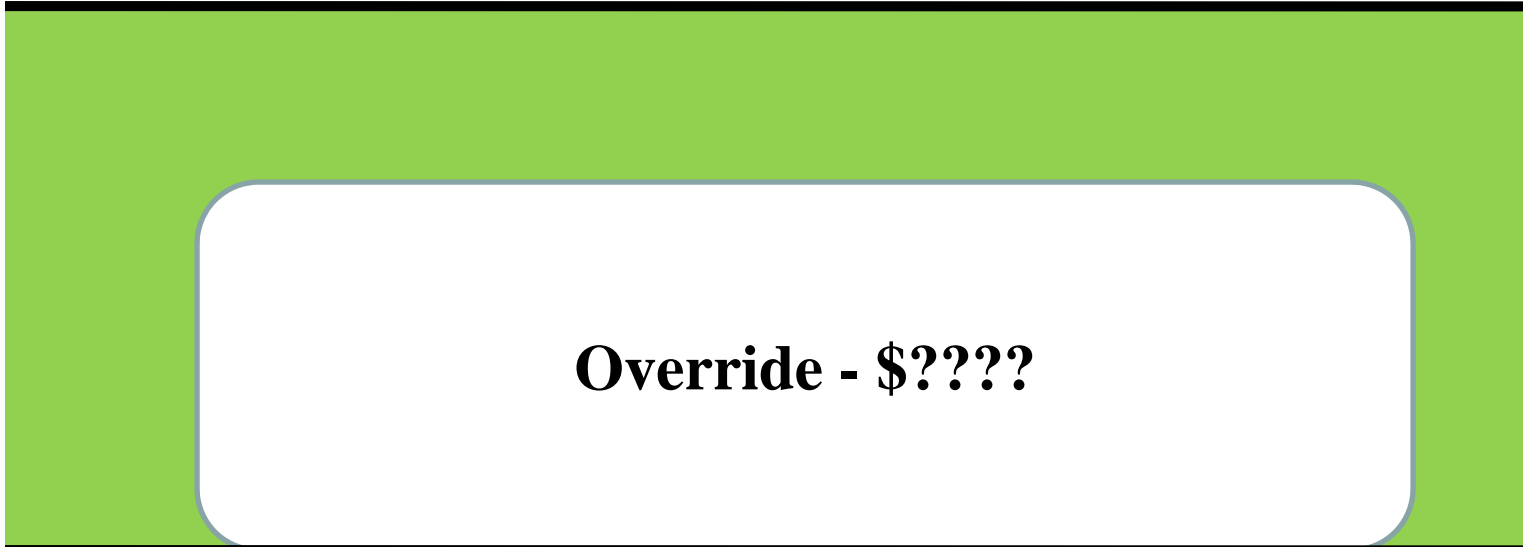
**Override - \$?????**

**We Must Remain Flexible to Accommodate the Communities' Wishes for their Schools and Until State Aid is Confirmed!**



**We Must Remain Flexible to Accommodate the Communities' Wishes for their Schools and Until State Aid is Confirmed!**


**Level Service  
\$35,447,598**



**Level Funded  
\$32,647,598**

**\$1M Below Level  
Funded  
\$31,642,795**

**\$2M Below Level  
Funded  
\$30,647,598**



**We Must Remain Flexible to Accommodate the Communities' Wishes for their Schools and Until State Aid is Confirmed!**

**Level Service  
\$35,447,598**

**Override - \$?????**

Arts/PE

MS - FL

HS - Bus./Health

Cust./Sec.

District - Sp. Ed.

Library/Reading

**Level Funded  
\$32,647,598**

**\$1M Below Level  
Funded  
\$31,642,795**

**\$2M Below Level  
Funded  
\$30,647,598**

# DOR and DESE Rankings of Our Comparative Districts

District	EQV Rank	Income Rank	Wealth Rank	FTE	Per Pupil
<b>BURLINGTON</b>	98	54	76	3,771	13,023
<b>DANVERS</b>	110	135	123	3,673	12,061
<b>LONGMEADOW</b>	182	53	118	3,228	11,614
<b>MELROSE</b>	164	107	136	3,860	10,264
<b>NORWOOD</b>	128	140	134	3,577	12,226
<b>SAUGUS</b>	130	164	147	3,121	10,608
<b>WAKEFIELD</b>	119	91	105	3,565	11,014
<b>WESTBOROUGH</b>	81	61	71	3,591	12,890
<b>DIGHTON REHOBOTH</b>	163	110	137	3,406	10,037
<b>PENTUCKET</b>	154	66	110	3,469	10,124
<b>TRITON</b>	102	116	109	3,592	10,792

# Even a Small Increase Has A Large Effect on Funds

<b>Community Effort</b>							
<u>District</u>	<u>Median Family Income</u>	<u>Average Tax Bill</u>	<u>Tax Bill as a % of Income</u>	<u>Avg. Tax Bill at 7%</u>	<u>Avg. Tax Bill Increase</u>	<u># of Households</u>	<u>Potential Additional Tax Dollars</u>
I. Pentucket Comparative Contiguous Districts				Pentucket			
Amesbury	\$62,875	\$5,672	9.0%				
Andover	\$104,820	\$7,239	6.9%				
Georgetown	\$79,649	\$4,364	5.5%				
Hamilton – Wenham	\$88,945	\$8,568	9.6%				
Hamilton	\$79,886	\$8,030	10.1%				
Wenham	\$98,004	\$9,105	9.3%				
Masconomet	\$103,857	\$6,901	6.6%				
Boxford	\$119,491	\$7,649	6.4%				
Topsfield	\$104,475	\$7,383	7.1%				
Middleton	\$87,605	\$5,672	6.5%				
Newburyport	\$73,306	\$5,260	7.2%				
North Andover	\$91,105	\$5,975	6.6%				
North Reading	\$86,341	\$6,008	7.0%				
<b>Pentucket</b>	<b>\$80,721</b>	<b>\$5,090</b>	<b>6.3%</b>	<b>\$5,731</b>	<b>\$641</b>	<b>4,731</b>	<b>\$3,033,587</b>
West Newbury	\$99,050	\$6,347	6.4%	\$7,033	\$686	1,318	\$903,555
Merrimac	\$69,118	\$4,604	6.7%	\$4,907	\$303	1,575	\$477,820
Groveland	\$73,996	\$4,319	5.8%	\$5,254	\$935	1,838	\$1,718,008
Triton	\$71,761	\$4,157	5.8%				
Rowley	\$75,527	\$4,845	6.4%				
Salisbury	\$56,327	\$3,236	5.7%				
Newbury	\$83,428	\$4,390	5.3%				
Wayland	\$113,671	\$10,982	9.7%				
State	\$63,706	\$4,250	6.7%				
Average Towns Only			7.1%				

# **The Townspeople Will Decide the Kind of Schools They Want!**

- **Additional Revenue**
  - Town Support
  - Community Ed. – Summer Camps (Athletics)
- **Fund Raising**
  - PTO's, PFPAF, Pentucket Boosters
  - District Technology Committee
  - District Educational Foundation

**THANK YOU FOR YOUR ONGOING SUPPORT OF PRSD!!!!**